

29 330

LINEARE™

PRESSURE BALANCE VALVE TRIM WITH CARTRIDGE

*Pure Freude
an Wasser*



STANDARD SPECIFICATION:

- GROHE StarLight®
- GROHE SilkMove®
- Metal handle
- Metal trim plate with GROHE QuickFix®
- Includes pressure balance cartridge with double ceramic technology
- 5.2gpm (bottom) and 3.0gpm (top port) at 45psi (19 L/min)
- Requires GrohSafe™ 3.0 Rough-in Valve (35 110), (35 111), (35 112), (35 113), (35 114), (35 115), or (35 116) (sold separately)



PRODUCT FEATURES:





-  GROHE StarLight®
-  GROHE SilkMove®
-  GROHE QuickFix®

CERTIFICATIONS:



- ADA
- CSA B125.1
- ASME A112.18.1

AVAILABLE FINISHES:

- 29330000**  GROHE StarLight® Chrome
- 29330A00**  Hard Graphite
- 29330EN0**  Brushed Nickel InfinityFinish™
- 29330GN0**  Brushed Cool Sunrise

NOTE: Install this product according to the installation guide. ADA, CSA compliant when installed to the specific requirements of these regulations.

We reserve the right to make revisions without notice to product specifications. 07-06-2022

US
Tel: 1.630.582.7711 Fax: 1.630.582.7722
For the most current Specification Sheet,
go to www.grohe.us.

Canada
Tel: 1.888.644.7643 Fax: 1.905.366.2071
For the most current Specification Sheet,
go to www.grohe.ca.

PART OF **LIXIL**

29 330

LINEARE™

PRESSURE BALANCE VALVE TRIM WITH CARTRIDGE

*Pure Freude
an Wasser*



TECHNICAL DATA:

Product Height **173 mm**

Product Length **60 mm**

Product Width **158 mm**

